



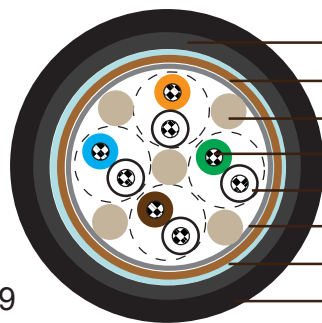
Water Blocked S9 IYXI(c) 60 V

Applications

These cables are partially water blocked, flame retardant, low smoke and halogen free, used for indoor telecommunication.

Standards

- IEC 60092-359
- IEC 60332-1
- IEC 60332-3-22
- IEC 60754-1,2
- IEC 61034-1,2
- NEK 606:2004
- VG 95218 part 29



- SHF1 Inner Sheath
- Copper/Polyester Tape + Drain Wire
- Water Blocking Fillers
- Solid Copper Conductor
- Halogen Free PE Insulation
- Wrapping Tape
- Water Blocking tape
- Polyurethane Outer Sheath

Construction

- **Conductors:** Solid tinned copper, 0.5mm.
- **Insulation:** Halogen-free thermoplastic compound PE.
- **Twinning:** Colour coded cores twisted together. Pairs are cross-stranded to finished cable or 10 pair units. The units are stranded to 20 - 30 - 50 pair cables. 2 pair is stranded as a star quad.
- **Filler:** Water blocking fillers, if required.
- **Wrapping:** Polyester tape.
- **Collective Shielding:** The cable core is screened by copper backed polyester tape in contact with a 0.5mm solid tinned drain wire.
- **Water Blocking Elements:** Water blocking tape and strings for providing longitudinal water tightness.
- **Inner sheath:** Halogen-free thermoplastic compound, type SHF1, coloured grey.
- **Outer Sheath:** Polyurethane for providing transversal water tightness, PE is optional, but can not meet low smoke standard.

Electrical Characteristics



NEK606 Water Blocked Offshore & Marine Cables

Nominal Conductor Diameter	mm	0.5
Maximum Resistant@20°C	Ω/km	95
Nominal Inductance@1KHz	MH/km	0.61
Mutual Capacitance 1-pair cable	nF/km	90
Mutual Capacitance 2-pair cable	nF/km	80
Mutual Capacitance 4-pair and above cable	nF/km	70
Operating Voltage	V	60

Mechanical and Thermal Properties

- **Bending Radius:** 8×OD (during installation); 6×OD (fixed installed)
- **Temperature Range:** -10°C ~ +60°C

Dimensions and Weight

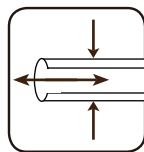
Construction No. of elements×No. of cores in element×Core diameter(mm)	Nominal Insulation Thickness mm	Nominal Inner Sheath Thickness mm	Nominal Outer Sheath Thickness mm	Nominal Overall Diameter mm	Nominal Weight kg/km
1×2×0.5	0.2	1.2	1.0	7.0±2	32
2×2×0.5	0.2	1.2	1.0	7.5±2	37
4×2×0.5	0.2	1.2	1.0	9.0±2	58
10×2×0.5	0.2	1.5	1.0	10.5±2	95
20×2×0.5	0.2	1.5	1.0	13.0±2	155
30×2×0.5	0.2	1.5	1.0	15.5±2	221
50×2×0.5	0.2	1.5	1.0	18.0±2	336



Standard



Standard




Water Tightness
VG 95218-29



Flame Retardancy
IEC60332-1



Reduced Fire Propagation
IEC60332-3-22



Halogen Free
IEC60754-1



Low Corrosivity
IEC60754-2



Low Smoke Emission
IEC 61034-1&2